



Justicia Electoral

Custodio de la Voluntad Popular

REPÚBLICA DEL PARAGUAY

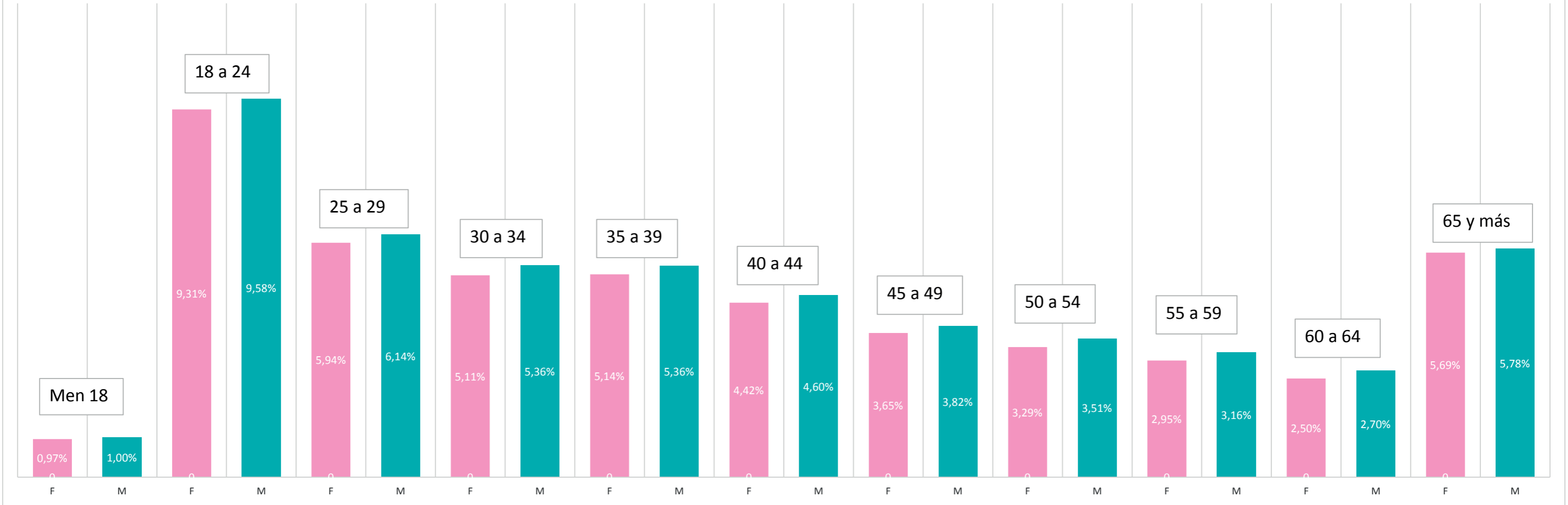
REPÚBLICA DEL PARAGUAY
JUSTICIA ELECTORAL

REGÍSTRo CÍVICO PERMANENTE AL 30 DE DICIEMBRE DEL 2020

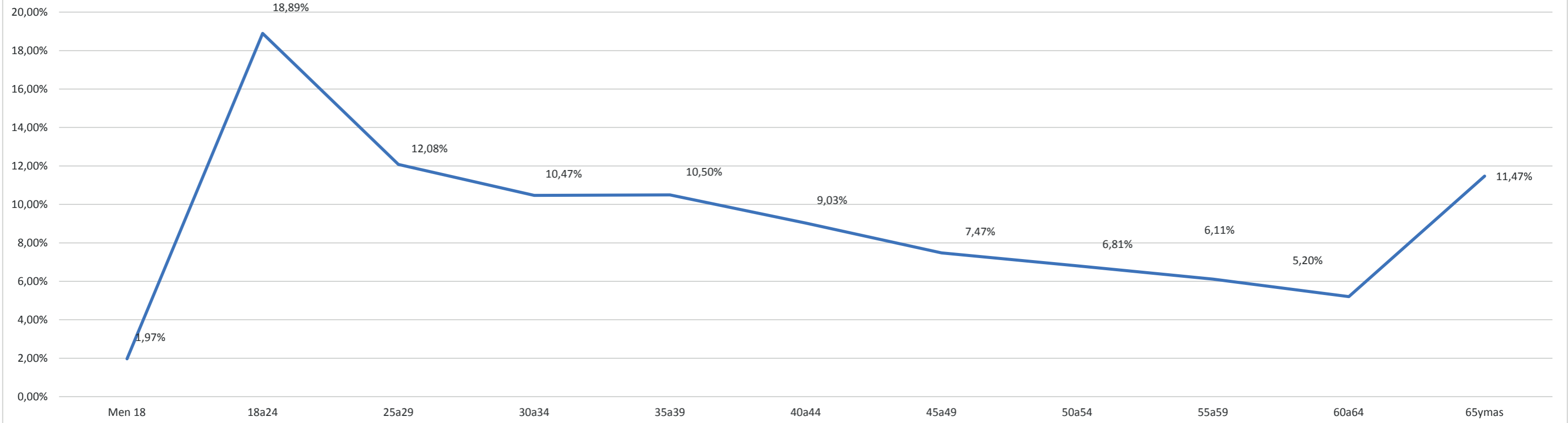
Porcentaje del RCP al 30 diciembre 2020 por rango de edades y sexo

| Nro. Dpto. | - 18 | | 18 a 24 | | 25 a 29 | | 30 a 34 | | 35 a 39 | | 40 a 44 | | 45 a 49 | | 50 a 54 | | 55 a 59 | | 60 a 64 | | 65+ | | TOTAL | |
|----------------------|-----------------|------------------|-----------------|------------------|-----------------|------------------|-----------------|------------------|-----------------|------------------|-----------------|------------------|-----------------|------------------|-----------------|------------------|-----------------|------------------|-----------------|------------------|-----------------|------------------|------------------|------------------|
| | AÑOS | | AÑOS | | AÑOS | | AÑOS | | AÑOS | | AÑOS | | AÑOS | | AÑOS | | AÑOS | | AÑOS | | AÑOS | | | |
| | F | M | F | M | F | M | F | M | F | M | F | M | F | M | F | M | F | M | F | M | F | M | DPTO | |
| 0 CAPITAL | 3.339 | 3.556 | 34.965 | 34.347 | 22.565 | 20.344 | 21.920 | 20.484 | 24.111 | 21.701 | 21.865 | 19.931 | 18.020 | 16.786 | 16.463 | 15.276 | 15.882 | 13.775 | 14.026 | 11.797 | 37.437 | 26.945 | 435.535 | |
| 1 CONCEPCIÓN | 1.673 | 1.707 | 15.916 | 16.512 | 10.020 | 10.032 | 8.672 | 8.904 | 8.129 | 8.901 | 6.715 | 7.440 | 5.280 | 5.693 | 4.673 | 5.200 | 4.177 | 4.701 | 3.701 | 4.068 | 9.207 | 9.581 | 160.902 | |
| 2 SAN PEDRO | 2.973 | 3.170 | 27.703 | 28.817 | 16.586 | 17.631 | 13.989 | 14.861 | 13.019 | 14.961 | 10.770 | 12.677 | 9.386 | 10.562 | 8.145 | 9.805 | 7.080 | 8.842 | 5.835 | 7.622 | 14.399 | 17.629 | 276.462 | |
| 3 CORDILLERA | 2.013 | 1.947 | 19.222 | 20.186 | 12.850 | 13.249 | 11.450 | 11.752 | 11.438 | 12.030 | 9.859 | 10.470 | 7.759 | 8.584 | 7.181 | 7.737 | 6.540 | 7.249 | 5.771 | 6.434 | 15.340 | 15.407 | 224.468 | |
| 4 GUAIRÁ | 1.413 | 1.451 | 13.342 | 13.743 | 9.276 | 9.560 | 8.136 | 8.703 | 7.855 | 8.759 | 6.392 | 7.225 | 5.379 | 5.881 | 5.043 | 5.593 | 4.667 | 5.303 | 4.072 | 4.724 | 9.999 | 10.363 | 156.879 | |
| 5 CAAGUAZÚ | 4.080 | 4.150 | 37.349 | 38.292 | 22.290 | 22.830 | 18.084 | 19.601 | 16.715 | 18.676 | 14.471 | 16.199 | 11.862 | 13.151 | 11.161 | 12.392 | 9.657 | 11.203 | 7.990 | 9.588 | 18.643 | 21.942 | 360.326 | |
| 6 CAAZAPÁ | 1.206 | 1.299 | 11.947 | 12.591 | 7.088 | 7.543 | 5.768 | 6.551 | 5.755 | 6.986 | 4.728 | 5.703 | 4.073 | 4.845 | 3.684 | 4.358 | 3.299 | 4.109 | 2.962 | 3.666 | 7.481 | 8.705 | 124.347 | |
| 7 ITAPÚA | 4.123 | 4.184 | 36.965 | 38.236 | 22.522 | 23.586 | 18.927 | 19.633 | 18.827 | 20.740 | 16.796 | 18.588 | 14.220 | 15.408 | 12.291 | 14.029 | 11.196 | 12.905 | 9.359 | 11.103 | 20.441 | 24.696 | 388.775 | |
| 8 MISIONES | 873 | 903 | 8.384 | 8.586 | 5.625 | 5.509 | 5.418 | 5.493 | 5.360 | 5.480 | 4.209 | 4.472 | 3.454 | 3.548 | 3.136 | 3.184 | 2.970 | 3.123 | 2.622 | 2.757 | 6.658 | 6.586 | 98.350 | |
| 9 PARAGUARÍ | 1.593 | 1.627 | 14.748 | 15.862 | 10.000 | 10.275 | 9.128 | 9.373 | 9.293 | 10.206 | 7.982 | 8.646 | 6.578 | 7.142 | 5.915 | 6.774 | 5.659 | 6.383 | 5.199 | 5.886 | 15.092 | 14.650 | 188.011 | |
| 10 ALTO PARANÁ | 5.461 | 5.625 | 52.019 | 53.062 | 34.032 | 36.165 | 29.226 | 31.152 | 27.236 | 29.295 | 23.513 | 25.862 | 19.231 | 21.155 | 16.515 | 19.190 | 13.373 | 16.101 | 10.722 | 13.256 | 18.769 | 24.364 | 525.324 | |
| 11 CENTRAL | 12.710 | 13.345 | 122.134 | 125.673 | 76.562 | 81.608 | 67.110 | 68.121 | 68.716 | 67.343 | 58.719 | 55.838 | 48.513 | 47.294 | 44.450 | 43.675 | 40.647 | 38.942 | 33.934 | 33.268 | 67.604 | 60.453 | 1.276.659 | |
| 12 ÑEEMBUCÚ | 490 | 482 | 5.135 | 5.191 | 3.471 | 3.594 | 3.557 | 3.478 | 3.602 | 3.575 | 3.152 | 3.385 | 2.594 | 2.814 | 2.567 | 2.611 | 2.313 | 2.560 | 2.101 | 2.212 | 5.939 | 5.917 | 70.740 | |
| 13 AMAMBAY | 840 | 901 | 9.309 | 9.515 | 7.100 | 7.042 | 6.356 | 6.299 | 5.797 | 5.957 | 5.094 | 5.032 | 4.284 | 4.276 | 3.782 | 3.801 | 3.148 | 3.267 | 2.520 | 2.625 | 5.965 | 6.059 | 108.969 | |
| 14 CANINDEYÚ | 1.430 | 1.515 | 14.637 | 15.177 | 9.521 | 10.189 | 8.031 | 9.194 | 6.832 | 8.525 | 5.626 | 7.284 | 4.381 | 5.672 | 3.598 | 5.101 | 2.819 | 4.312 | 2.293 | 3.496 | 4.297 | 7.007 | 140.937 | |
| 15 PDTE. HAYES | 758 | 783 | 7.560 | 7.950 | 4.628 | 4.703 | 3.915 | 3.984 | 3.825 | 4.098 | 3.468 | 3.573 | 2.939 | 3.304 | 2.841 | 2.945 | 2.505 | 2.787 | 2.029 | 2.275 | 5.154 | 5.873 | 81.897 | |
| 16 ALTO PARAGUAY | 110 | 155 | 1.257 | 1.292 | 851 | 889 | 732 | 754 | 635 | 748 | 598 | 678 | 451 | 504 | 444 | 493 | 391 | 425 | 293 | 393 | 970 | 1.148 | 14.211 | |
| 17 BOQUERÓN | 424 | 491 | 4.018 | 4.037 | 2.482 | 2.565 | 1.976 | 2.065 | 1.846 | 2.057 | 1.665 | 1.896 | 1.495 | 1.756 | 1.279 | 1.621 | 1.137 | 1.426 | 978 | 1.086 | 2.105 | 2.680 | 41.085 | |
| 18 EXTERIOR | | | 1.852 | 1.810 | 2.128 | 1.841 | 2.292 | 1.786 | 2.914 | 2.143 | 2.509 | 1.835 | 2.106 | 1.488 | 1.940 | 1.460 | 1.609 | 1.184 | 1.237 | 910 | 2.165 | 2.217 | 37.426 | |
| Totales: | 45.509 | 47.291 | 438.452 | 450.879 | 279.597 | 289.155 | 244.687 | 252.188 | 241.905 | 252.181 | 208.131 | 216.734 | 172.005 | 179.863 | 155.108 | 165.245 | 139.069 | 148.597 | 117.644 | 127.166 | 267.665 | 272.222 | 4.711.303 | |
| Sexo | Femenino | Masculino | Femenino | Masculino | Femenino | Masculino | Femenino | Masculino | Femenino | Masculino | Femenino | Masculino | Femenino | Masculino | Femenino | Masculino | Femenino | Masculino | Femenino | Masculino | Femenino | Masculino | Femenino | Masculino |
| Rango edades | -18 | | 18a24 | | 25a29 | | 30a34 | | 35a39 | | 40a44 | | 45a49 | | 50a54 | | 55a59 | | 60a64 | | 65+ | | | |
| % Edad y Sexo | 0,97% | 1,00% | 9,31% | 9,57% | 5,93% | 6,14% | 5,19% | 5,35% | 5,13% | 5,35% | 4,42% | 4,60% | 3,65% | 3,82% | 3,29% | 3,51% | 2,95% | 3,15% | 2,50% | 2,70% | 5,68% | 5,78% | | |
| % Rango Edad | 1,97% | | 18,88% | | 12,07% | | 10,55% | | 10,49% | | 9,02% | | 7,47% | | 6,80% | | 6,11% | | 5,20% | | 11,46% | | | |

Porcentaje del RCP al 30 diciembre 2.020 por rango de edades y sexo



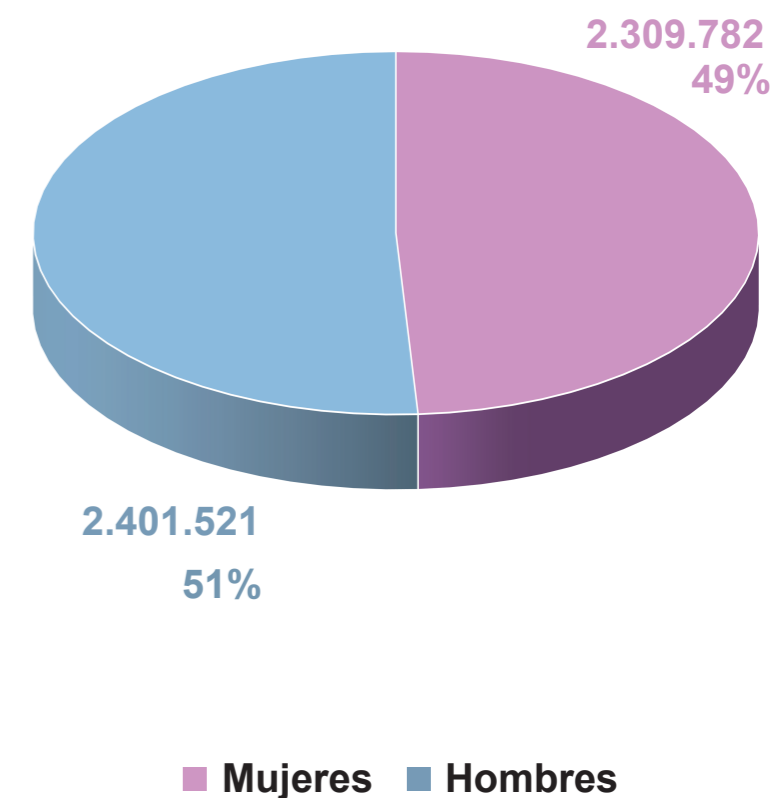
Porcentaje del Rcp al 30 diciembre 2.020 por rango de edades



Porcentaje del RCP al 30 diciembre 2020 por sexo

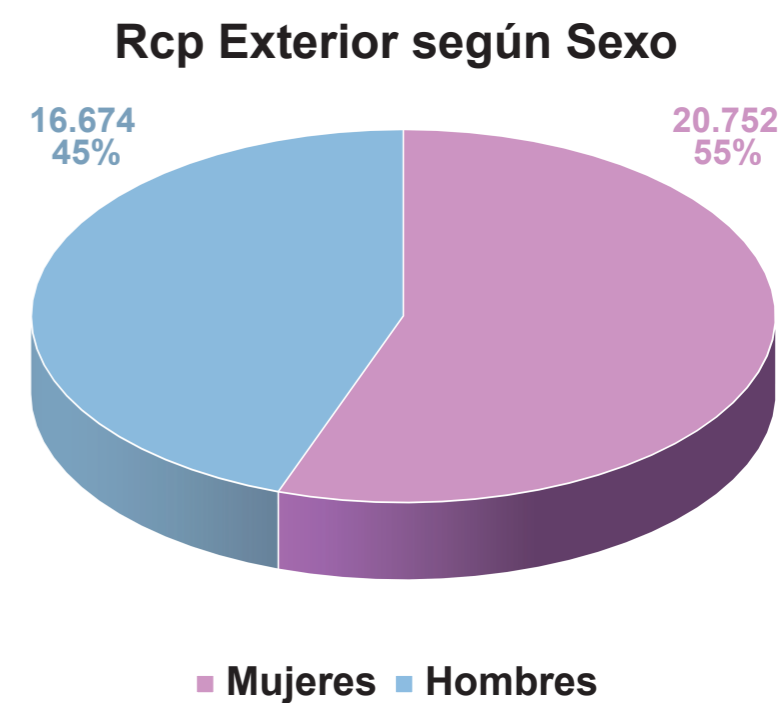
| Nro. Dpto. | Femenino | | Masculino | | Total PAÍS |
|------------------|------------------|---------------|------------------|---------------|------------------|
| | TOTAL | PORCENTAJE | TOTAL | PORCENTAJE | |
| 0 CAPITAL | 230.593 | 52,94% | 204.942 | 47,06% | 435.535 |
| 1 CONCEPCIÓN | 78.163 | 48,58% | 82.739 | 51,42% | 160.902 |
| 2 SAN PEDRO | 129.885 | 46,98% | 146.577 | 53,02% | 276.462 |
| 3 CORDILLERA | 109.423 | 48,75% | 115.045 | 51,25% | 224.468 |
| 4 GUAIRÁ | 75.574 | 48,17% | 81.305 | 51,83% | 156.879 |
| 5 CAAGUAZÚ | 172.302 | 47,82% | 188.024 | 52,18% | 360.326 |
| 6 CAAZAPÁ | 57.991 | 46,64% | 66.356 | 53,36% | 124.347 |
| 7 ITAPÚA | 185.667 | 47,76% | 203.108 | 52,24% | 388.775 |
| 8 MISIONES | 48.709 | 49,53% | 49.641 | 50,47% | 98.350 |
| 9 PARAGUARÍ | 91.187 | 48,50% | 96.824 | 51,50% | 188.011 |
| 10 ALTO PARANÁ | 250.097 | 47,61% | 275.227 | 52,39% | 525.324 |
| 11 CENTRAL | 641.099 | 50,22% | 635.560 | 49,78% | 1.276.659 |
| 12 ÑEEMBUCÚ | 34.921 | 49,37% | 35.819 | 50,63% | 70.740 |
| 13 AMAMBAY | 54.195 | 49,73% | 54.774 | 50,27% | 108.969 |
| 14 CANINDEYÚ | 63.465 | 45,03% | 77.472 | 54,97% | 140.937 |
| 15 PDTE. HAYES | 39.622 | 48,38% | 42.275 | 51,62% | 81.897 |
| 16 ALTO PARAGUAY | 6.732 | 47,37% | 7.479 | 52,63% | 14.211 |
| 17 BOQUERÓN | 19.405 | 47,23% | 21.680 | 52,77% | 41.085 |
| 18 EXTERIOR | 20.752 | 55,45% | 16.674 | 44,55% | 37.426 |
| Totales: | 2.309.782 | 49,03% | 2.401.521 | 50,97% | 4.711.303 |

Rcp según Sexo



Porcentaje del RCP al 30 diciembre 2020 por sexo_exterior

| Nro. Dpto. | Femenino | | Masculino | | Total |
|-----------------|---------------|---------------|---------------|---------------|---------------|
| | TOTAL | PORCENTAJE | TOTAL | PORCENTAJE | |
| 1 ARGENTINA | 14.998 | 53,07% | 13.264 | 46,93% | 28.262 |
| 2 ESPAÑA | 4.416 | 70,06% | 1.887 | 29,94% | 6.303 |
| 3 EE.UU. | 1.081 | 49,68% | 1.095 | 50,32% | 2.176 |
| 4 BRASIL | 177 | 32,96% | 360 | 67,04% | 537 |
| 5 FRANCIA | 22 | 55,00% | 18 | 45,00% | 40 |
| 6 CHILE | 13 | 76,47% | 4 | 23,53% | 17 |
| 7 AUSTRALIA | 9 | 64,29% | 5 | 35,71% | 14 |
| 8 ALEMANIA | 7 | 58,33% | 5 | 41,67% | 12 |
| 9 INGLATERRA | 7 | 77,78% | 2 | 22,22% | 9 |
| 10 COLOMBIA | 5 | 62,50% | 3 | 37,50% | 8 |
| 11 OTROS PAÍSES | 17 | 35,42% | 31 | 64,58% | 48 |
| Totales: | 20.752 | 55,45% | 16.674 | 44,55% | 37.426 |

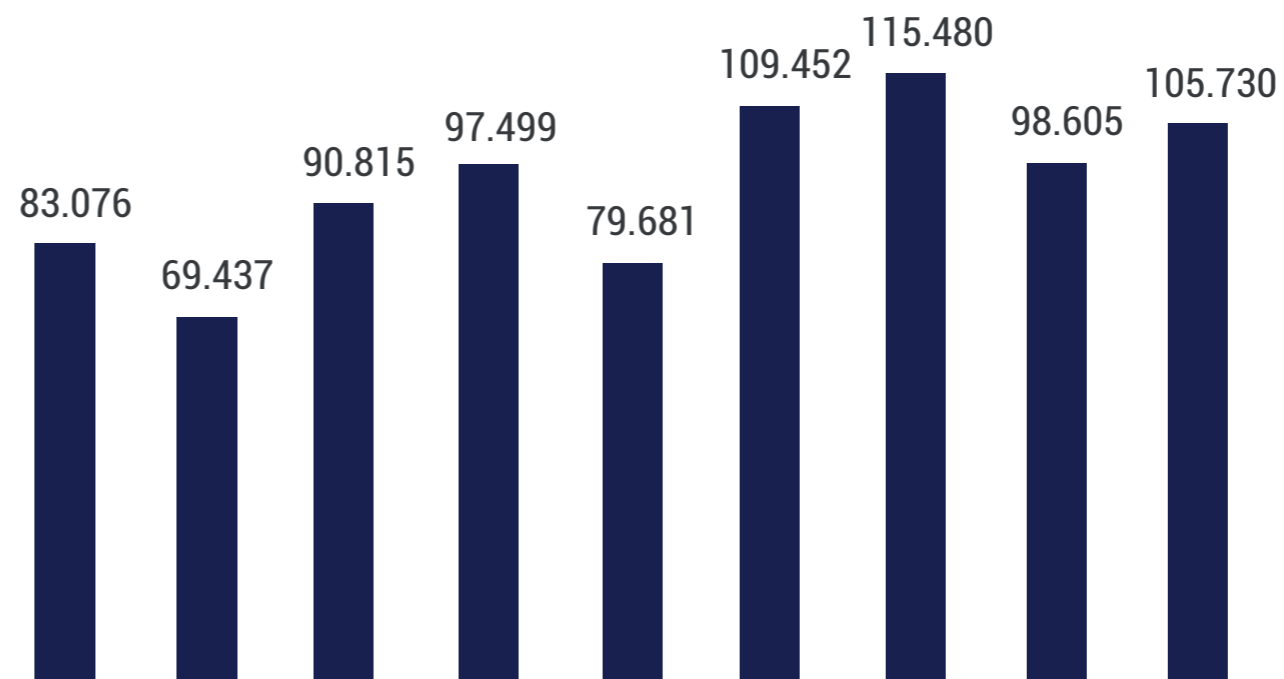


| | | |
|-------------------|--|---------------|
| %Femenino | Inscriptos en Argentina son Mujeres | 53,07% |
| %Masculino | Inscriptos en Argentina son Hombres | 46,93% |
| Totales | A nivel Exterior el % de Mujeres inscriptas asciende a | 55,45% |
| | A nivel Exterior el % de Hombres inscriptos asciende a | 44,55% |

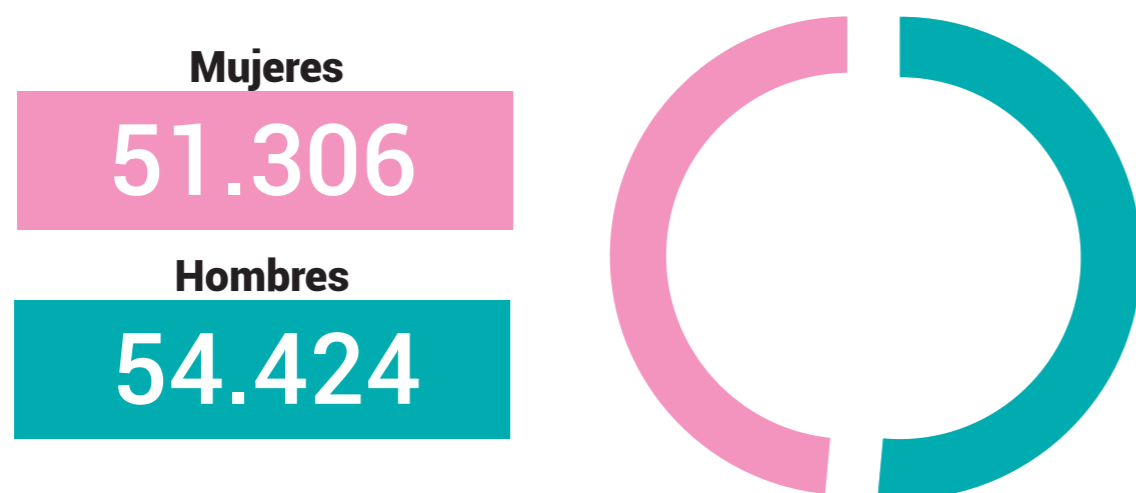
Inscripciones Automáticas por año

| INSCRIPCIONES AUTOMÁTICAS | |
|---------------------------|------------------------|
| Año | Cantidad de Inscriptos |
| 2012 | 83.076 |
| 2013 | 69.437 |
| 2014 | 90.815 |
| 2015 | 97.499 |
| 2016 | 79.681 |
| 2017 | 109.452 |
| 2018 | 115.480 |
| 2019 | 96.605 |
| 2020 | 105.730 |

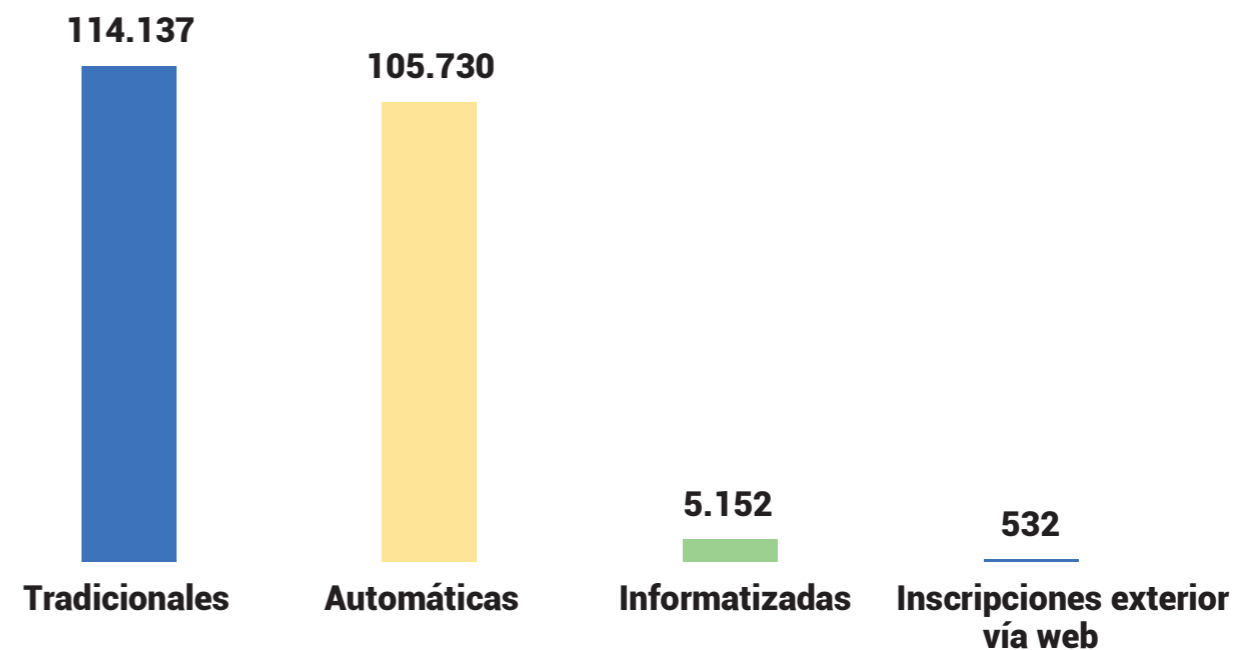
Inscripciones Automáticas por año



Inscripciones Automáticas 2020



Tipos de Inscripciones año 2.020



Porcentaje del RCP al 30 diciembre 2020 nacionalidad

| Nro. Dpto. | Electores Nacionales | | Electores Extranjeros | | Total |
|---------------------|----------------------|---------------|-----------------------|------------------|------------------|
| | TOTAL | PORCENTAJE | TOTAL | PORCENTAJE | PAÍS |
| 0 CAPITAL | 428.208 | 98,32% | 7.327 | 1,68% | 435.535 |
| 1 CONCEPCIÓN | 160.318 | 99,64% | 584 | 0,36% | 160.902 |
| 2 SAN PEDRO | 275.893 | 99,79% | 569 | 0,21% | 276.462 |
| 3 CORDILLERA | 223.545 | 99,59% | 923 | 0,41% | 224.468 |
| 4 GUAIRÁ | 156.143 | 99,53% | 736 | 0,47% | 156.879 |
| 5 CAAGUAZÚ | 357.587 | 99,24% | 2.739 | 0,76% | 360.326 |
| 6 CAAZAPÁ | 123.452 | 99,28% | 895 | 0,72% | 124.347 |
| 7 ITAPÚA | 384.275 | 98,84% | 4.500 | 1,16% | 388.775 |
| 8 MISIONES | 97.921 | 99,56% | 429 | 0,44% | 98.350 |
| 9 PARAGUARÍ | 187.480 | 99,72% | 531 | 0,28% | 188.011 |
| 10 ALTO PARANÁ | 504.153 | 95,97% | 21.171 | 4,03% | 525.324 |
| 11 CENTRAL | 1.266.530 | 99,21% | 10.129 | 0,79% | 1.276.659 |
| 12 ÑEEMBUCÚ | 70.225 | 99,27% | 515 | 0,73% | 70.740 |
| 13 AMAMBAY | 106.974 | 98,17% | 1.995 | 1,83% | 108.969 |
| 14 CANINDEYÚ | 134.837 | 95,67% | 6.100 | 4,33% | 140.937 |
| 15 PDTE. HAYES | 81.393 | 99,38% | 504 | 0,62% | 81.897 |
| 16 ALTO PARAGUAY | 14.145 | 99,54% | 66 | 0,46% | 14.211 |
| 17 BOQUERÓN | 40.246 | 97,96% | 839 | 2,04% | 41.085 |
| RCP País | 4.613.325 | 98,70% | 60.552 | 1,30% | 4.673.877 |
| RCP Exterior | 20.752 | 55,45% | 16.674 | 44,55% | 37.426 |
| | | | | TOTAL RCP | 4.711.303 |